

# Raynor StyleView™



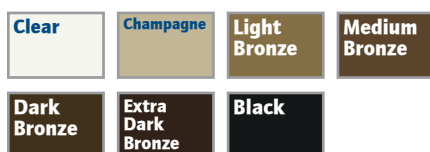
## Architecturally Stunning

An inspiration in both form and function, Raynor StyleView offers architectural flexibility, maximum visibility and extreme durability in maintenance-free aluminum doors. The Custom Profile, Wide Profile and Narrow Profile models feature a series of unprecedented designs, architectural glass options and 188 ArmorBrite™ or 7 anodized color finishes to showcase a home's unique flair. From modern styles to classic facades, Raynor StyleView is the choice for achieving a contemporary look or accentuating the design of any residence.

# Raynor StyleView™


An inspiration in both form and function, Raynor StyleView offers architectural flexibility, maximum visibility and extreme durability in maintenance-free aluminum door. The Custom Profile, Wide Profile and Narrow Profile models feature a series of unprecedented designs, architectural glass options and 188 ArmorBrite™ or 7 anodized color finishes to showcase a home's unique flair. From modern styles to classic facades, Raynor StyleView is the choice for achieving a contemporary look or accentuating the design of an older residence.

## Anodized Finish Options



## ArmorBrite™ Color System

Choose from over 188 Raynor ArmorBrite™ colors.



Raynor StyleView Narrow Profile - Single Car

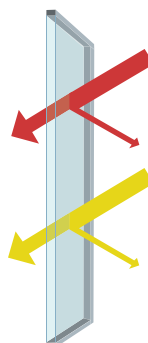
## Glass Options

### Low-E Glass Also Available

Low-E glass is the solution for long-term exposure to high temperatures by allowing full visibility, while providing a barrier from the sun. Low-E glass is only available for Raynor StyleView doors with insulated glass.

Glazing options range in a variety of colors and thickness including: 1/8", 3/16", 1/4" and 1/2" insulated.

See below for glass options.







Custom Millcreek

## Hardware Options

### EnduraCote™ Options

For a clean, finished look and maximum protection against rust, Raynor StyleView™ doors are available with a powder coated hardware system. The EnduraCote™ Hardware System features extended-life torsion springs and powder coated hardware. Nylon rollers with steel ball bearings also help to provide superior noise reduction.



### Track Options

Galvanized (Standard)  
White  
Black



## Limited Warranty\*

### Door Sections

Raynor warrants Raynor StyleView door sections against defects in material and workmanship, for the original purchaser, for "As Long As You Own Your Home."

### Window Components

Window components are warranted against defects in material and workmanship for three (3) years from the date of delivery to the original purchaser.

### ArmorBrite™

Raynor warrants Raynor StyleView sections painted with ArmorBrite powder coat finishes against cracking or peeling for five (5) years from the date of delivery to the original purchaser.

### Galvanized Hardware & Springs

Raynor warrants all galvanized hardware for six (6) years and spring components for three (3) years against defects in material and workmanship from the date of delivery to the original purchaser.

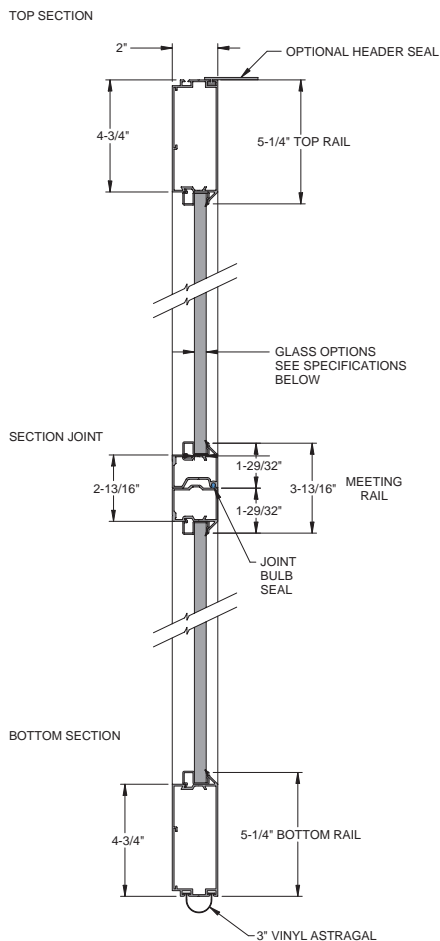
### EnduraCote™

Raynor warrants all EnduraCote hardware and springs against defects in material and workmanship for "As Long As You Own Your Home".

*\*Full limited warranty details are available at [www.raynor.com/products](http://www.raynor.com/products)*

# Custom Carriage House

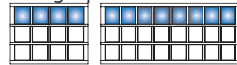
Raynor StyleView™ Custom Profile Carriage House doors feature architectural grandeur without the maintenance concerns of a typical wood door. The Swing-Up, Swing-Out, Accordion and Bi-Fold designs can be modified to meet the aesthetics of your home by selecting from 188 ArmorBrite™ colors or 7 anodized finishes and numerous glass and batten options. And, for added style, choose between true and simulated divided lites in various pane configurations.



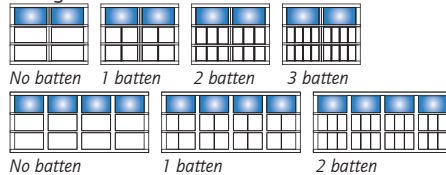
## Panel Options\*

### Custom Carriage House

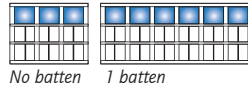
#### Swing-Up



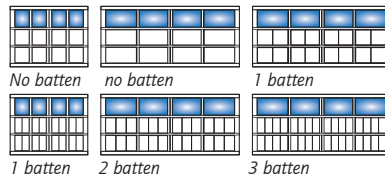
#### Swing-Out



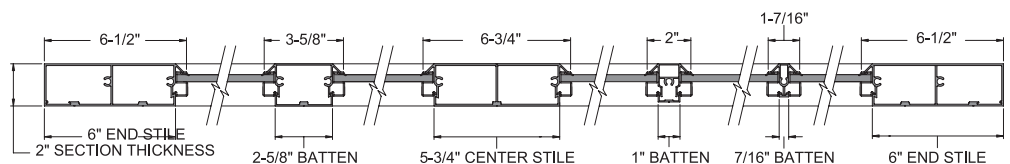
#### Accordion



#### Bi-Fold



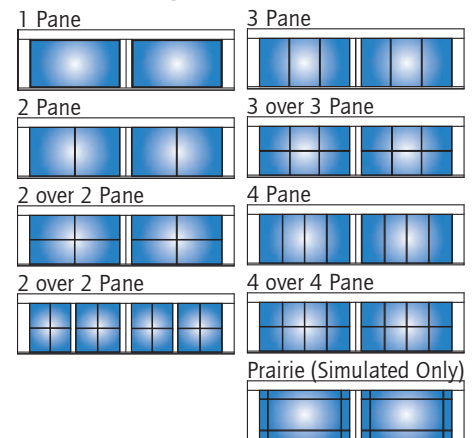
\* 7 feet high illustrations shown



Custom Carriage house Bi-Fold, ArmorBrite beige rails, ArmorBrite matched panels, 2 over 2 tempered clear pane

## Window Options

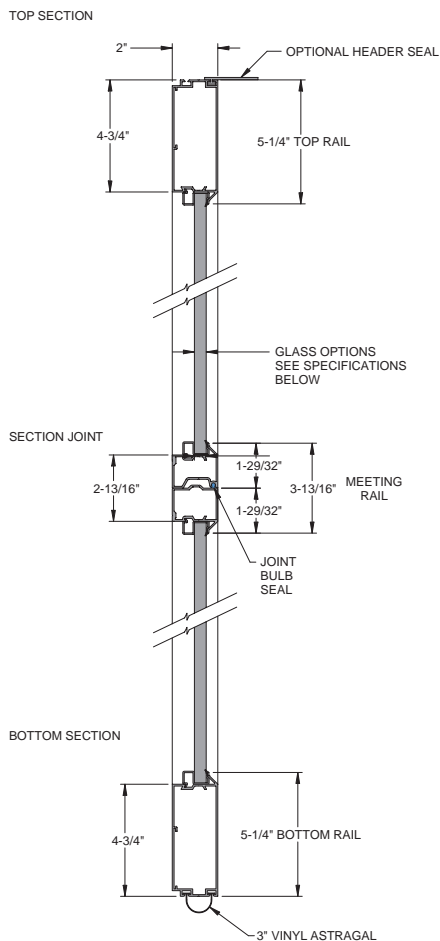
### Custom Carriage House



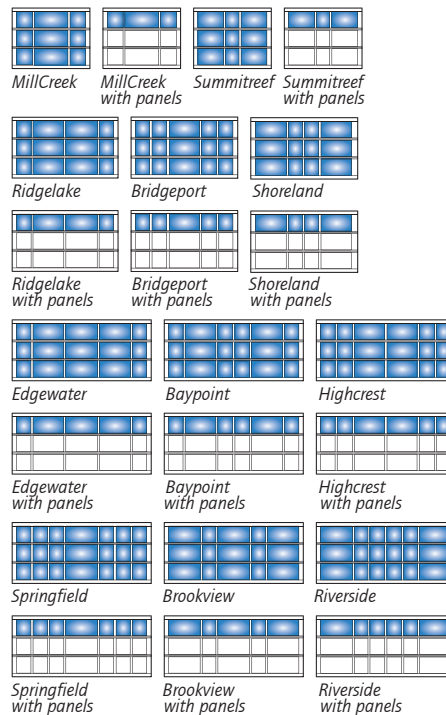
Door Width	Door Height	Section Thickness	Section Joint	Door Styles	Window Designs	Glass Thickness	Glass Type	End Stile Width	Center Stile Width	Batten Width	Finish	Track/Hardware Finish	Limited Warranty
4'-20'	6'-10'	2"	Tongue & Groove	Swing-Up, Swing-Out, Accordion, Bi-Fold	1 Pane, 2 Pane, 3 Pane, 4 Pane, 2 over 2, 3 over 3, 4 over 4, Prairie	1/8", 3/16", 1/4", 1/2"	Clear Laminate, Acrylic, Insulated, Reflective, Tinted, Frosted, Satin	6" Wide Std	5-3/4" Std, 2-5/8" Std	7/16" Std, 1" Opt, 2-5/8" Opt	Anodize Finishes, 187 ArmorBrite Colors	Galvanized, EnduraCote™ White, EnduraCote Black	See page 3

# Custom Mixed Panel

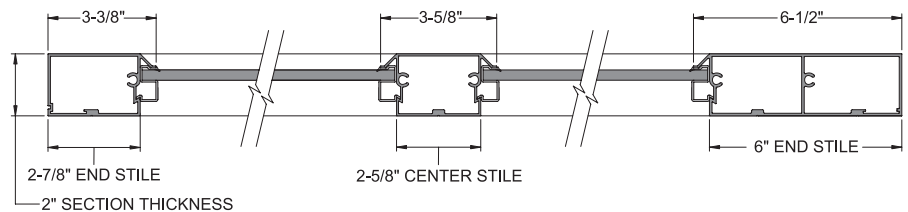
A perfect alternative to standard steel doors, Raynor StyleView™ Custom Profile Mixed Panel designs offer a distinctive look for your home. By utilizing various panel spacing options, the Mixed Panel model will differentiate your garage door from others in your neighborhood. Featuring 188 ArmorBrite™ or 7 anodized finishes and a variety of glass options, Raynor StyleView Custom Mixed Panel doors complement the individuality of your residence.



## Custom Mixed Panel\*



\* 7 feet high illustrations shown



Custom MillCreek, ArmorBrite gray panels with satin glass

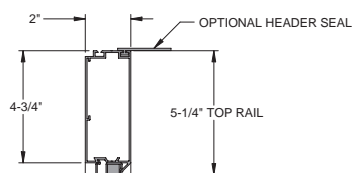
Door Width	Door Height	Section Thickness	Section Joint	Door Styles	Window Designs	Glass Thickness	Glass Type	End Stile Width	Center Stile Width	Batten Width	Finish	Track/Hardware Finish	Limited Warranty
4'-16'	6'-10'	2"	Tongue & Groove	See Panel Options Above	1 Pane	1/8", 3/16", 1/4", 1/2"	Clear Lamineate, Acrylic, Insulated, Reflective, Tinted, Frosted, Satin	6" Wide Std	2-5/8" Std	Not Available	Anodize Finishes, 187 ArmorBrite Colors	Galvanized, EnduraCote™ White, EnduraCote Black	See page 3



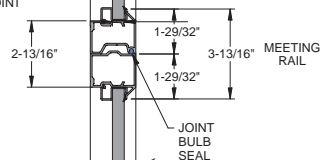
# Wide Profile

If you are looking for a heavy-duty door that will enhance your home's panache or timeless architecture, the Wide Profile model is the answer. Designed for both strength and durability, the 2" thick Wide Profile door features rail and stile construction with a standard joint seal. This model also offers 188 ArmorBrite™ exterior finish options or 7 anodized finishes and optional white or black EnduraCote™ hardware. For added design flexibility, the Wide Profile model is also available with window thicknesses ranging from 1/8" to 1/2", in various glass types including: frosted, laminate, reflective, satin, tinted, tempered and insulated.

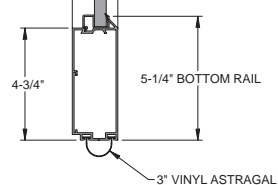
TOP SECTION



SECTION JOINT

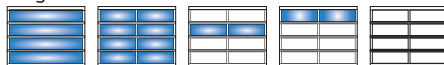


BOTTOM SECTION



## Narrow & Wide Profile\*

### Single Car



Single car, 4'0" to 9'2", 2 panel design



Single car, 9'3" to 12'2", 3 panel design

### Double Car

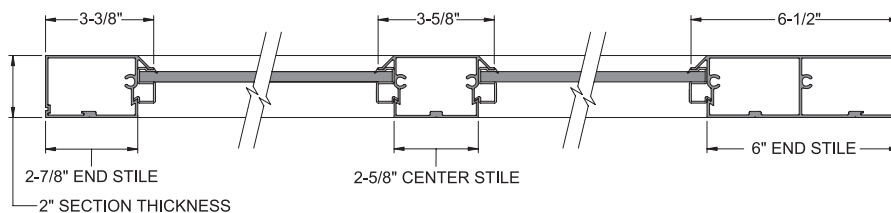


Double car 12'3" to 20'0", 4&5 panel designs

\* 7 feet high illustrations shown



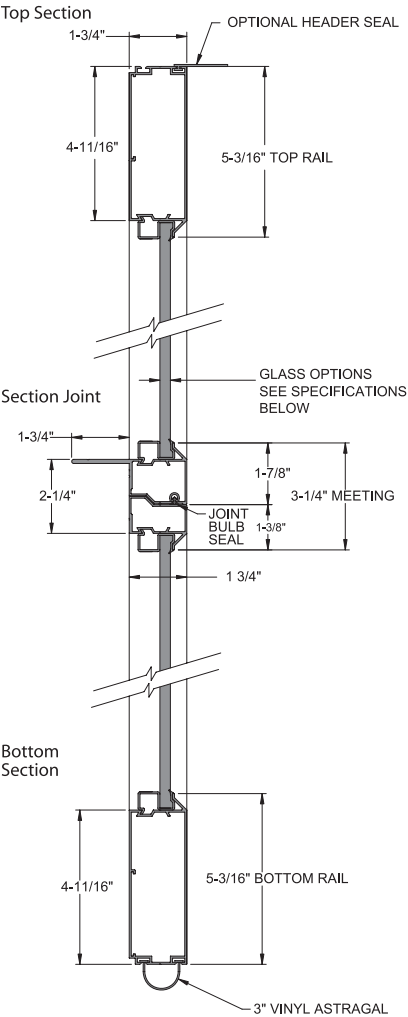
Wide Profile, ArmorBrite white rails with 1/8" satin glass



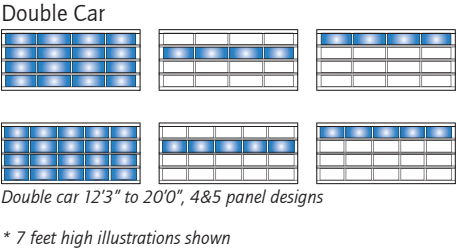
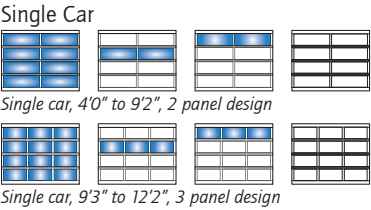
Door Width	Door Height	Section Thickness	Section Joint	Door Styles	Window Designs	Glass Thickness	Glass Type	End Stile Width	Center Stile Width	Batten Width	Finish	Track/Hardware Finish	Limited Warranty
4'-20'	6'-10'	2"	Tongue & Groove	See Profile Options Above	1 Pane	1/8", 3/16", 1/4", 1/2"	Clear Laminate, Acrylic, Insulated, Reflective, Tinted, Frosted, Satin	2-7/8" Std, 6" Wide Opt	2-5/8" Std	Not Available	Anodize Finishes, 187 ArmorBrite Colors	Galvanized, EnduraCote™ White, EnduraCote Black	See page 3

# Narrow Profile

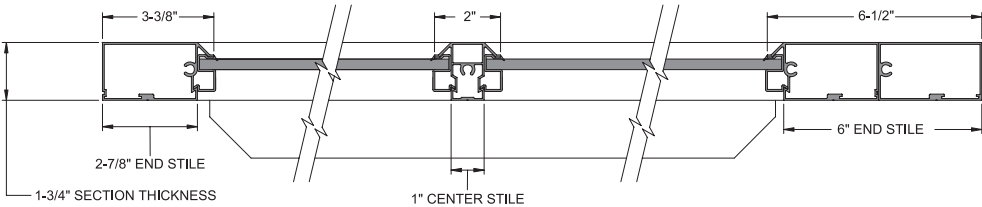
Accented with a streamlined design, the Narrow Profile model is 1-3/4" thick door with a ship-lap section joint and standard joint seal. This model is a maintenance-free solution for your garage door needs with 188 ArmorBrite™ exterior finishes or 7 anodized finishes and optional white or black EnduraCote™ hardware. In addition, Narrow Profile doors feature architectural variation with multiple glass options for contemporary and traditional styles alike. The offering includes thicknesses ranging from 1/8" tempered to 1/2" insulated in various glass types, including frosted, laminate, reflective and tinted.



## Narrow & Wide Profile\*



Narrow Profile, ArmorBrite white rails with 1/8" tempered black glass



Door Width	Door Height	Section Thickness	Section Joint	Door Styles	Window Designs	Glass Thickness	Glass Type	End Stile Width	Center Stile Width	Batten Width	Finish	Track/Hardware Finish	Limited Warranty
4'-16'	6'-10'	1-3/4"	Ship-Lap	See Profile Options Above	1 Pane	1/8", 3/16", 1/4", 1/2"	Clear Laminate, Acrylic, Insulated, Reflective, Tinted, Frosted, Satin	2-7/8" Std, 6" Opt	1" Std	Not Available	Anodize Finishes, 187 ArmorBrite Colors	Galvanized, EnduraCote™ White, EnduraCote Black	See page 3

## Raynor Prodigy™ II with WiFi® - Offering Space-Saving Operation

Space saving and heavy lifting, the Raynor Prodigy II with WiFi is the ultimate garage access solution. This opener comes fully equipped with must-have features including built in WiFi for smartphone control, MyQ® Remote LED light, integrated battery backup, and the automatic garage door lock.



## Raynor Sentinel™ - See What Matters

Sentinel is built with an integrated HD camera which lets you see who is coming and going in your garage through a live feed on recorded event. Recording begins when motion is detected, even at night thanks to built-in night vision. Want to talk to anyone you see in your garage? This opener is also equipped with 2-way audio for real time communication. Ensure your family and possessions are safe and secure with a reliable garage door opener that's simple to use, dependable and myQ® connected.



# Professional Installation and Service

## Depend on your Raynor Dealer

When you select Raynor, you're not just getting a superior garage door - you're also getting professional garage door installation and service expertise.

Every Raynor garage door is installed by a trained Raynor professional, and that means added benefits for you. First, you won't have to deal with it yourself. Second, because it's done right the first time, your door will deliver performance and reliability from the day it's installed. Your technician will check your door for everything from safety to performance and appearance. Trust your Raynor garage door to someone who knows it better than anyone else, your professional Raynor Dealer.



P.O. Box 448, 1101 East River Rd.  
Dixon, IL 61021-0448  
1-800-4-RAYNOR (472-9667)

Exclusively Distributed by:



Neptune Door Company