



StyleForm™

Sectional Raised Panel Doors

When exterior appearance is a primary consideration, choose a stylish, raised-panel door from our attractive StyleForm series. StyleForm doors, equipped with heavy-duty, commercial-grade hardware and offer the perfect combination of beauty and reliability.



Residential Look in Commercial Sizes

StyleForm doors are a perfect match for Raynor's ShowCase™ residential doors. StyleForm provides residential looks in a commercial grade size and quality.



Insulation

Styleform's 2" thick, polystyrene insulation is pressure bonded between two high-strength, impact resistant steel skins yielding a R-value of 10.25.



Thermal Protection

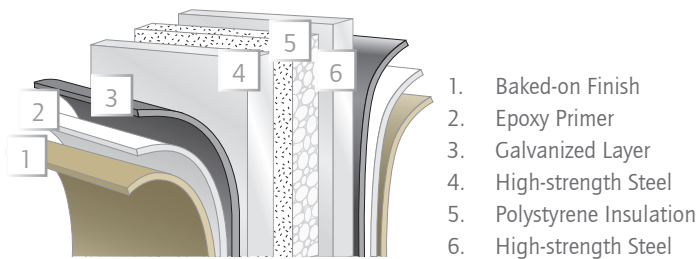
A vinyl joint seal prevents airflow between sections, while a mechanically interlocked vinyl thermal break prevents heat loss and eliminates metal to metal contact allowing the insulation to be fully effective.

StyleForm™

StyleForm Optima

With its deeply embossed woodgrain texture, StyleForm Optima adds curb appeal to any commercial building. The two-sided steel design provides superior strength and added durability.

Ruggedly designed to assure durable, long-lasting performance, StyleForm Optima doors feature hot-dipped galvanized, rust-resistant steel with a baked-on finish.



StyleForm Optima, White raised-panel with square windows

Colors

Standard



Optional




**Features the Kynar™ paint process that provides extended UV protection against fading.*

Optional OptiFinish™



Raynor's OptiFinish paint process allows your StyleForm door to be customized with more than 1,800 Sherwin-Williams® colors.

Hardware Options



EnduraCote™

The EnduraCote hardware system comes with springs, track and hardware that are powder coated to provide a clean, finished look and maximum protection against rust.

StyleForm Options




Choice of Windows

Choose from a variety of window styles, from clear glass to decorative leaded and beveled designs. Insulated glass is also available. Visit www.raynor.com to see a full line of window options.



Counterbalance Systems

For reliable operation choose high-cycle torsion springs with 25,000; 50,000 and 100,000 cycle life or a weight counterbalance system.



Locks

In applications where control and access are important, choose from a variety of locking options to help keep your building secure.



1. Insulation

A core of polystyrene insulation is pressure-bonded between two steel skins for maximum energy savings and noise reduction.




2. Reduced Airflow

A vinyl section joint seal (A) prevents airflow between sections, while a mechanically interlocked vinyl thermal barrier (B) prevents heat loss and eliminates metal contact between hot and cold surfaces.



3. Rugged Hardware and Springs

Your StyleForm door comes packaged with the right combination of commercial-grade hardware, track and springs to match your door's size and application.



4. Decreased Energy Costs

StyleForm doors help you reduce energy costs with a U-shaped, vinyl bottom weatherseal.



5. Optional Perimeter Weatherseal

Helps decrease energy costs and reduce air infiltration by sealing the top and sides of the door when closed.



6. Woodgrain Exterior

StyleForm Optima doors feature an authentic woodgrain texture to complement any architectural style.

Feature Guide

Model	Max. Opening Width	Max. Opening Height	Construction	Surface Texture	Section Thickness	End Stile Steel Thickness	Insulation (R-Value)	Thermal Break	Exterior Colors	Section Limited Warranty**
StyleForm™ Optima (Commercial ShowCase)	18'	16'	Steel Sandwich	Carriage, Colonial, Ranch, Flush, Beadline (Woodgrain)	2"	18-Gauge	Polystyrene (10.25)	Yes	White, Almond, ClayTone, Brown™, Frost White™, Sepia™, Beige™, BronzeTone, AccuFinish™ Cherry or Walnut	10-Years Rust-through and Delamination

****LIMITED WARRANTY:** StyleForm door sections carry a 10-year limited warranty against rust-through and a 10-year limited warranty against delamination of the steel door skins from the insulation. See your local Raynor Dealer for complete details.

*Features the Kynar™ paint process, which provides extended UV protection against fading.

Commercial Operators

Raynor ControlHoist™ 2.0 (with solid state logic board control) operators are available in a variety of motor, voltage, and phase combinations for any commercial or industrial application. Contact your local Raynor Authorized Dealer to select the operator and accessories that are best suited for your door's size and usage.



ControlHoist 2.0



3 Button Transmitter

Raynor Door Options

Raynor also offers a full line of sectional, rolling, fire, high performance and traffic doors, as well as, security grilles. See your Raynor Dealer or visit www.raynor.com for more information.



TC Series, TC300



RapidCoil, RC300



DuraShutter

Professional Installation and Service

Depend on your Raynor Dealer

When you select Raynor, you're not just getting a superior garage door - you're also getting professional garage door installation and service expertise.

Every Raynor garage door is installed by a trained Raynor professional, and that means added benefits for you. First, you won't have to deal with it yourself. Second, because it's done right the first time, your door will deliver performance and reliability from the day it's installed. Your technician will check your door for everything from safety to performance and appearance. Trust your Raynor garage door to someone who knows it better than anyone else, your professional Raynor Dealer.



P.O. Box 448, 1101 East River Rd.
Dixon, IL 61021-0448
1-800-4-RAYNOR (472-9667)

Exclusively Distributed by:



Neptune Door Company