



Carriage House Overlay Series

Rekindle the past.






The Right Choice in Garage Doors.






R-values	
5300	= 10.29
5400	= 10.78
5500	= 10.67
5600	= 17.54
5700	= 18.03
5800	= 17.92




C.H.I. Carriage House Overlay Series
 Rekindle the past.

A sense of history underlies our overlay series making them unforgettable. We started with durable high quality materials and blended in the traditional carriage house design. The result is a door you've always wanted.



C.H.I. Carriage House Overlay Series

Make an entrance.



Steel : 5300 / 5600



Wood : 5400 / 5700



Fiberglass : 5500 / 5800

OPTIONS


COLORS²




WOOD




GLASS⁵



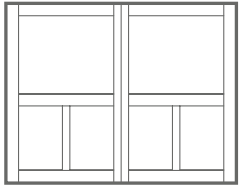
EXTERIOR HARDWARE



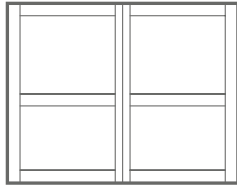
PANEL CONSTRUCTIONS



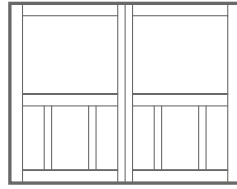
DOOR DESIGNS
SQUARED TOP



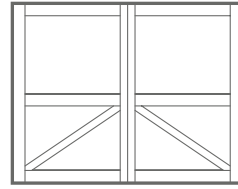
10




11



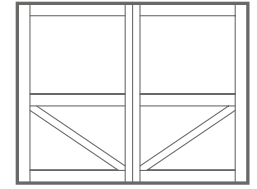
12



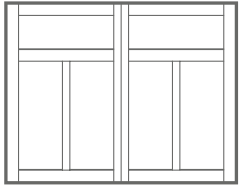
13



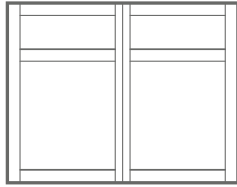
14



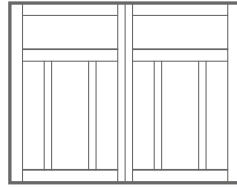
15



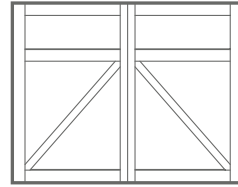
30




31



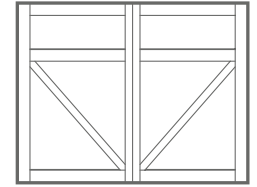
32



33

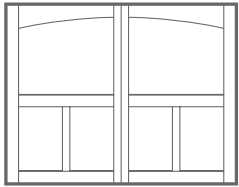


34

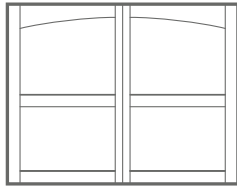


35

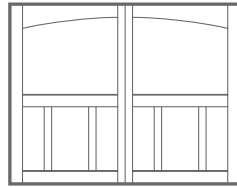
ARCHED TOP



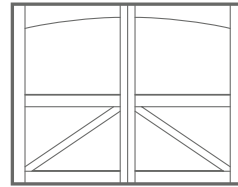
10A



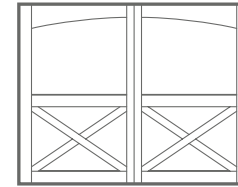
11A



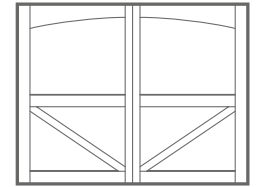
12A



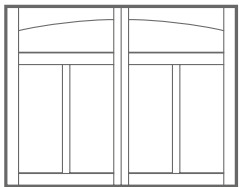
13A



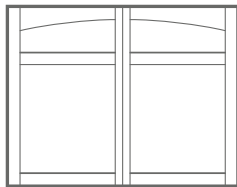
14A



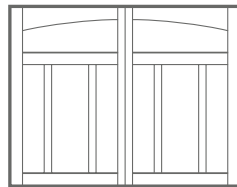
15A



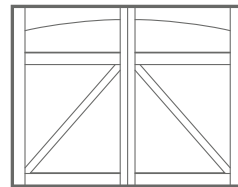
30A




31A



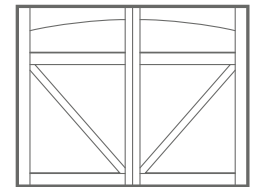
32A



33A



34A

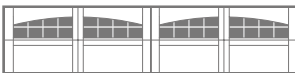


35A

WINDOW DESIGNS
SINGLE ROW



Stockton



2-2 piece Arched Stockton



4 piece Arched Stockton



Madison

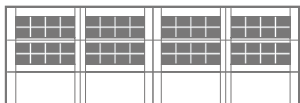


2-2 piece Arched Madison

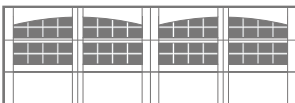


4 piece Arched Madison

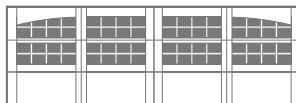
DOUBLE ROW



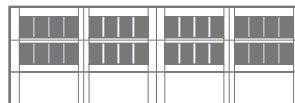
Stockton



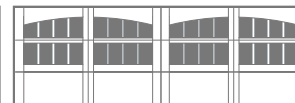
2-2 piece Arched Stockton



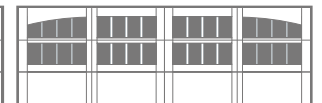
4 piece Arched Stockton



Madison



2-2 piece Arched Madison



4 piece Arched Madison

C.H.I. Carriage House Overlay Series

Specifications.

Product	5300	5400	5500	5600	5700	5800
Section Joint	Tongue and groove sandwich.			Thermally-broken tongue and groove sandwich.		
Section Thickness	2-1/2"	2-3/4"	2-1/2"	2-1/2"	2-3/4"	2-1/2"
Section Material	Steel with wood grain textured polystyrene overlay accent boards.	Steel with wood tongue & groove face boards and wood overlay accent boards.	Steel with fiberglass beadboard face and wood grain textured polystyrene overlay accent boards.	Steel with wood grain textured polystyrene overlay accent boards.	Steel with wood tongue & groove face boards and wood overlay accent boards.	Steel with fiberglass beadboard face and wood grain textured polystyrene overlay accent boards.
Insulation	1-13/16" cfc [chlorofluorocarbon] free polystyrene.			1-7/8" foam injected cfc [chlorofluorocarbon] free urethane.		
R-value¹	10.29	10.78	10.67	17.54	18.03	17.92
Options						
Colors²	White, almond ³ , sandstone ³ .	n/a	White, almond, sandstone.	White, almond ³ , sandstone ³ .	n/a	White, almond, sandstone.
Wood⁴	n/a	Cedar, mahogany.	n/a	n/a	Cedar, mahogany.	n/a
Glass⁵	Plain ⁶ , tinted, obscure, glue chip, seeded			Plain ⁶ , tinted, obscure, glue chip, seeded		
Window Designs	Stockton, arched stockton, madison, arched madison			Stockton, arched stockton, madison, arched madison		
Warranty						
Sections	3-years.	1-year.	3-years.	3-years.	1-year.	3-years.
Hardware	6-years.			6-years.		
Springs	3-years for doors up to 8' high.			3-years for doors up to 8' high.		



C.H.I. Overhead Doors | 1485 Sunrise Drive | Arthur, IL 61911 | USA
 chiohd.com



1 R-value testing is in accordance with ASTM C518 standards. **2** Refer to your local C.H.I. dealer for exact color match. **3** Available in the 5300 and 5600 series with white wood grain textured polystyrene overlay accent boards for a two-tone design. **4** Wood types used are Western Red Cedar and Fijian Mahogany. **5** All glass is either transparent or semi-transparent and available as non-insulated or insulated. **6** Also available as 1/8" polycarbonate.

All information presented is based on the specifications and features available at the time of printing and is subject to change without notice.